



The Ethical Elective Placement Project Post-Placement Student Survey



University of
Salford
MANCHESTER

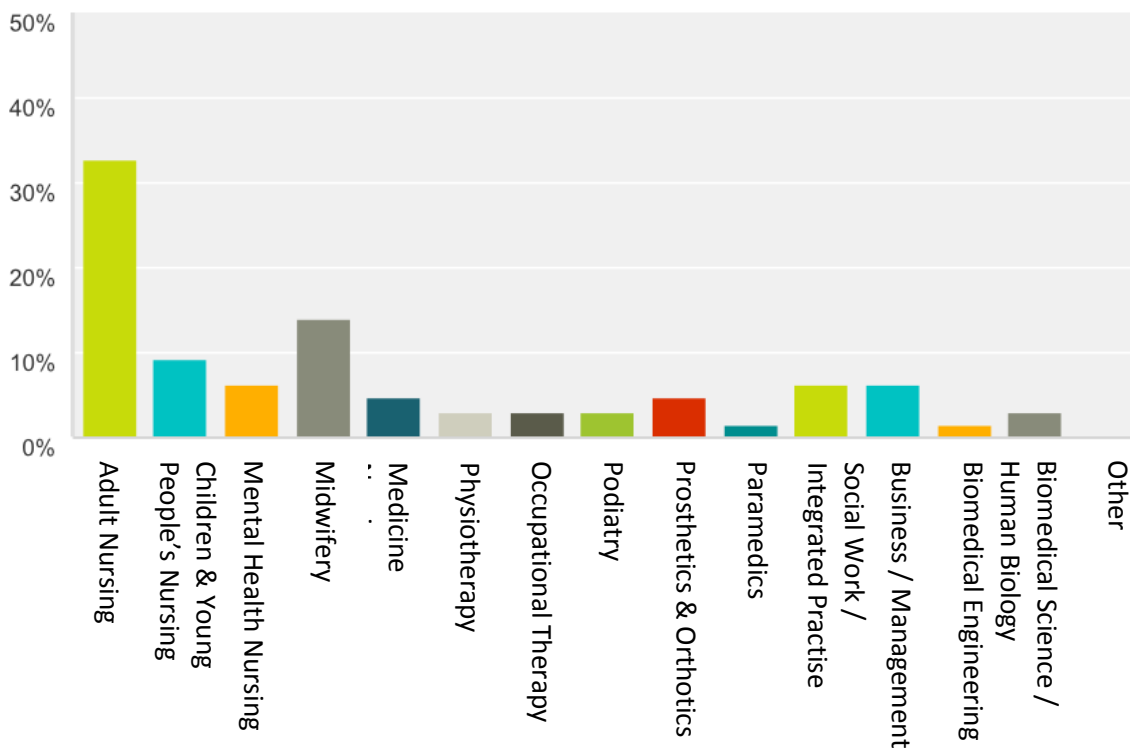
The post-placement survey was created using SurveyMonkey software and was sent to all students who completed placements as part of the Ethical Elective Placement project. The survey was circulated by WhatsApp using a web link in October 2016. Of the 111 students it was sent to, it was only received by 104, suggesting that 7 of the students had either did not have access to WhatsApp or had changed their contact details in the time between completing their placements and being sent the survey. WhatsApp was used as a medium for dissemination of the survey link as many of the students had graduated by the time the survey was circulated and would be unlikely to still have access to their university emails accounts. It was also expected to provide a higher response rate due to the nature of the technology and the age range of the students.

65 students completed the survey in total, representing a response rate of 59% of all the students who completed a placement, or 63% of those students who received the link. It comprised 7 primary questions, the results for which are listed below:

Question 1:

Which University course were/are you studying?

Answered: 64 Skipped: 1

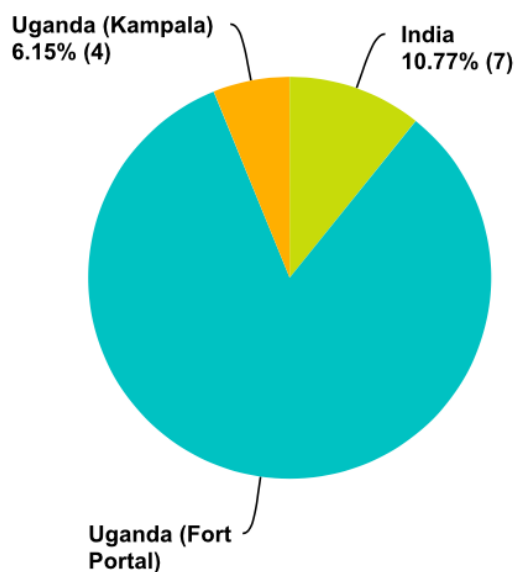


Answer Choices	Responses
Adult Nursing	32.81% 21
Children & Young People's Nursing	9.38% 6
Mental Health Nursing	6.25% 4
Midwifery	14.06% 9
Medicine	4.69% 3
Physiotherapy	3.13% 2
Occupational Therapy	3.13% 2
Podiatry	3.13% 2
Prosthetics & Orthotics	4.69% 3
Paramedics	1.56% 1
Social Work / Integrated Practice	6.25% 4
Business / Management	6.25% 4
Biomedical Engineering	1.56% 1
Biomedical Science / Human Biology	3.13% 2
Other (please specify)	Responses 0.00% 0
Total 64	

Question 2:

In which country did you complete your elective placement?

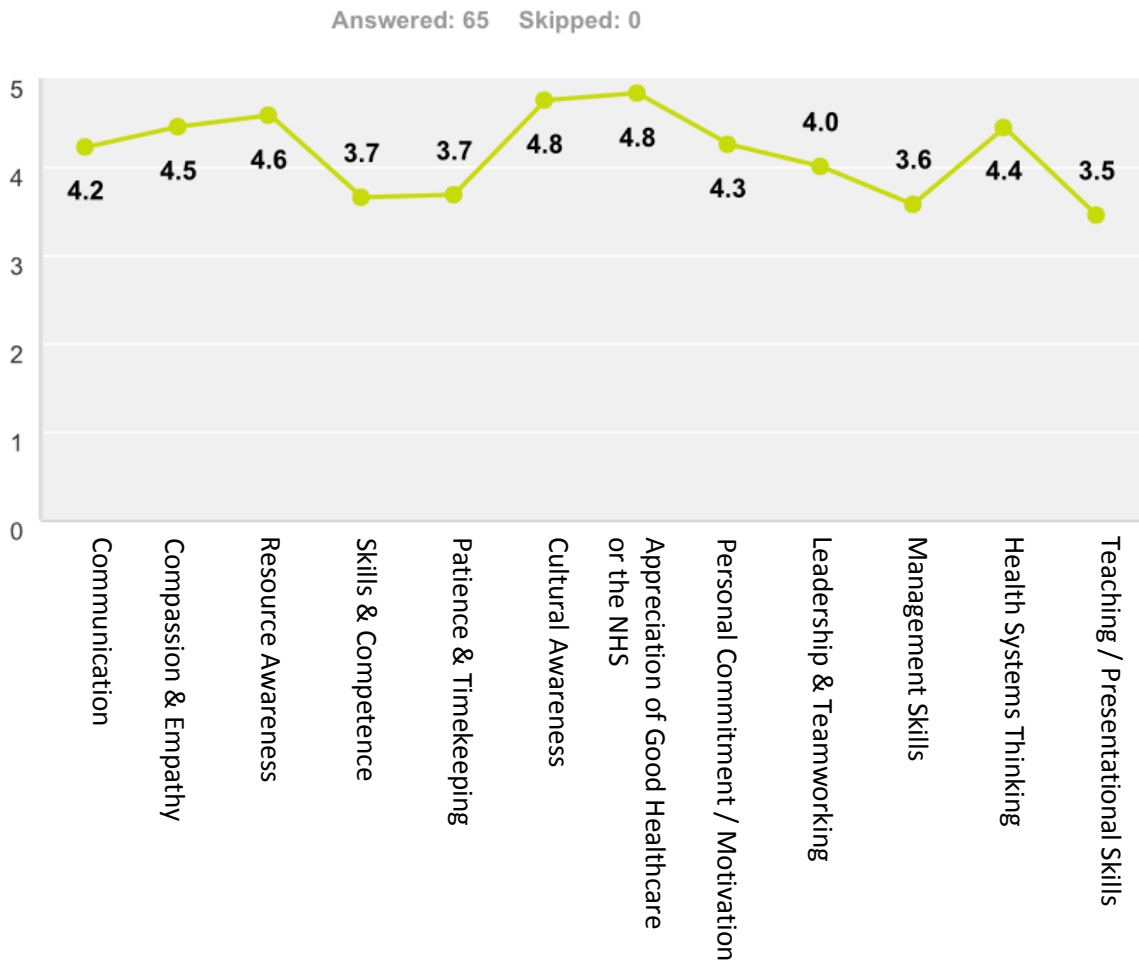
Answered: 65 Skipped: 0



Answer Choices	Responses
India	10.77% 7
Uganda (Fort Portal)	83.08% 54
Uganda (Kampala)	6.15% 4
Total	65

Question 3:

What impact did the placement have on your learning in each of the following areas?

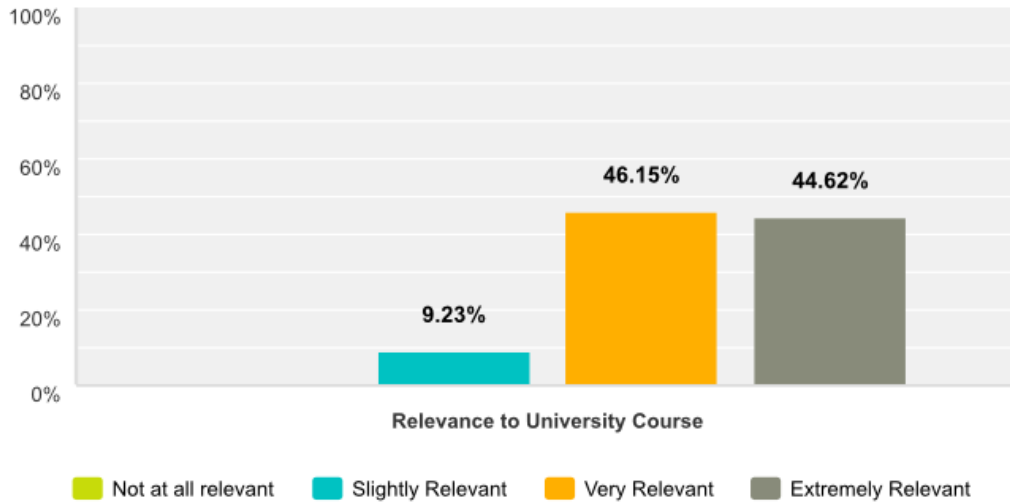


	1 - No Impact	2 - Little Impact	3 - Moderate Impact	4 - Strong Impact	5 - Very Strong Impact	N/A	Total	Weighted Average
Communication	0.00% 0	1.54% 1	15.38% 10	43.08% 28	40.00% 26	0.00% 0	65	4.22
Compassion and the Importance of Empathy	0.00% 0	1.54% 1	9.23% 6	32.31% 21	56.92% 37	0.00% 0	65	4.45
Resource Awareness (improving resource efficiency and reducing waste)	0.00% 0	3.08% 2	9.23% 6	13.85% 9	73.85% 48	0.00% 0	65	4.58
Skills and Competence	3.08% 2	10.77% 7	32.31% 21	26.15% 17	27.69% 18	0.00% 0	65	3.65
Patience and Time Keeping	3.08% 2	10.77% 7	33.85% 22	20.00% 13	32.31% 21	0.00% 0	65	3.68
Cultural Awareness	0.00% 0	0.00% 0	3.08% 2	18.46% 12	78.46% 51	0.00% 0	65	4.75
Appreciation of Good Healthcare and the UK NHS	0.00% 0	0.00% 0	4.62% 3	7.69% 5	87.69% 57	0.00% 0	65	4.83
Personal Commitment & Motivation	1.54% 1	3.08% 2	12.31% 8	35.38% 23	47.69% 31	0.00% 0	65	4.25
Leadership and Teamwork	0.00% 0	7.81% 5	18.75% 12	39.06% 25	34.38% 22	0.00% 0	64	4.00
Management Skills (Ward/Hospital/Time Management)	4.62% 3	13.85% 9	23.08% 15	36.92% 24	21.54% 14	0.00% 0	65	3.57
Health Systems Thinking (appreciation of how different health systems work and how different health systems compare and contrast with one another)	0.00% 0	3.08% 2	7.69% 5	29.23% 19	56.92% 37	3.08% 2	65	4.44
Teaching and Presentational Skills	9.23% 6	12.31% 8	24.62% 16	32.31% 21	21.54% 14	0.00% 0	65	3.45

Question 4:

How relevant to your University Course was the experience and learning you achieved during your placement?

Answered: 65 Skipped: 0

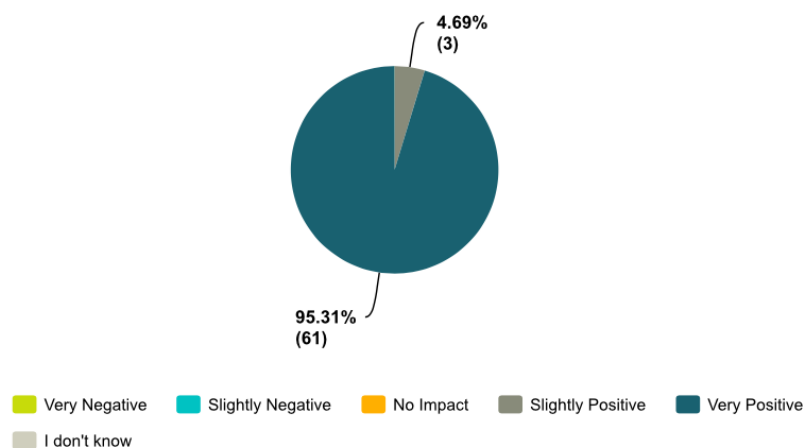


	Not at all relevant	Slightly Relevant	Very Relevant	Extremely Relevant	Total	Weighted Average
Relevance to University Course	0.00% 0	9.23% 6	46.15% 30	44.62% 29	65	3.35

Question 5:

What do you think the impact of completing the placement will be on your future career and employability?

Answered: 64 Skipped: 1

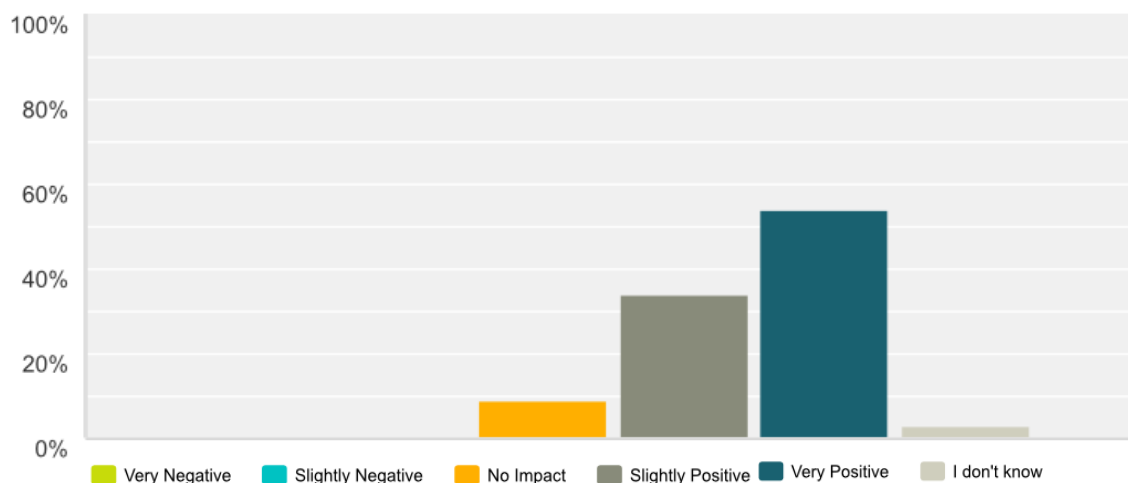


	Very Negative	Slightly Negative	No Impact	Slightly Positive	Very Positive	I don't know	Total	Weighted Average
Impact on Career	0.00% 0	0.00% 0	0.00% 0	4.69% 3	95.31% 61	0.00% 0	64	4.95

Question 6:

Overall, what impact do you believe your placement had on the individuals / facilities / organisations / health system in the country within which you were placed?

Answered: 65 Skipped: 0



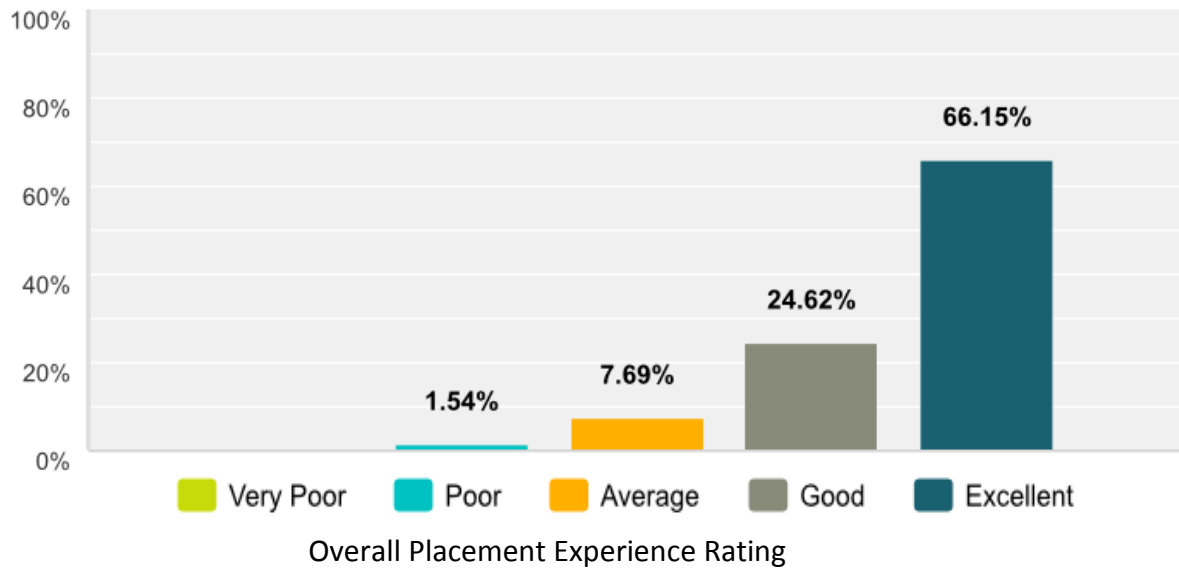
Impact of Placement on 'Hosting' Country

	Very Negative	Slightly Negative	No Impact	Slightly Positive	Very Positive	I don't know	Total	Weighted Average
Impact of Placement on 'Hosting' Country	0.00% 0	0.00% 0	9.23% 6	33.85% 22	53.85% 35	3.08% 2	65	4.46

Question 7:

How would you rate your overall placement experience?

Answered: 65 Skipped: 0



	Very Poor	Poor	Average	Good	Excellent	Total	Weighted Average
Placement Experience Rating	0.00% 0	1.54% 1	7.69% 5	24.62% 16	66.15% 43	65	4.55



University of
Salford
MANCHESTER